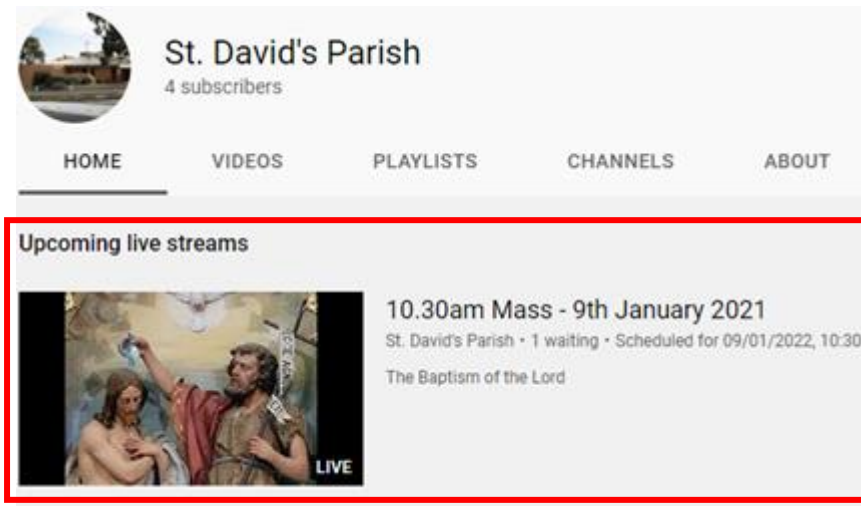


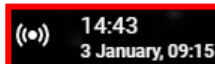
# Viewing Live Stream of Mass from Home

It is best to get ready a few minutes before the scheduled time for the start of Mass.

1. Go to the **Parish website** ([www.stdavidsttg.org.au](http://www.stdavidsttg.org.au)).
2. Click on **YouTube**.
3. The current (and any future) stream will appear under **Upcoming live streams**.



4. Click on the stream.  
A full-sized window containing the graphic image will appear.  
A **countdown timer** will be displayed in the **bottom-left corner** which indicates how long before the stream will start.



When the countdown timer reaches 0, the stream should start automatically.

Depending on the browser you are using the stream may, or may not, start automatically when the countdown reaches 0.

If the stream doesn't start automatically, you will need to 'refresh' the screen.

Click the 'refresh' or 'reload' icon on your browser.

This usually looks like a clockwise circle arrow such as  .

## Viewing Previous Streams

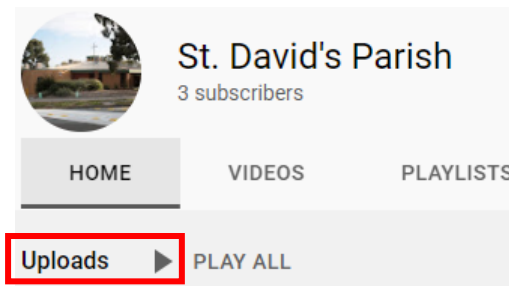
All streams are added to our channel and can be viewed at a later time.

They first go into our Past Streams library and after some processing by YouTube appear on our home page.

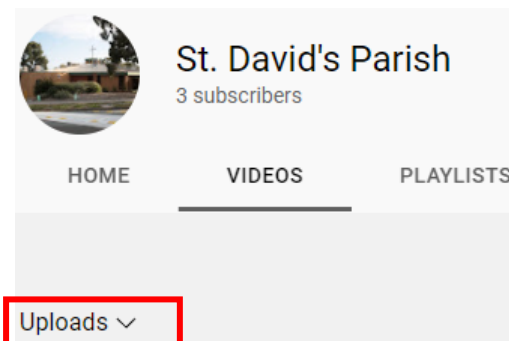
If the stream you want is on the home page, then just click on it.

If for any reason the stream you want **isn't** on the home page, you can access it from our Past Streams library.

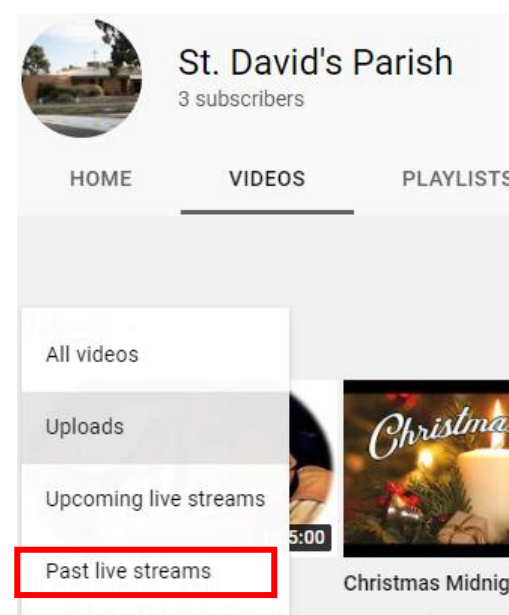
1. Click **Uploads**.



2. Click **Uploads** again.



3. Click **Past live streams**.



All our live streams will be shown. Click on the one required.